

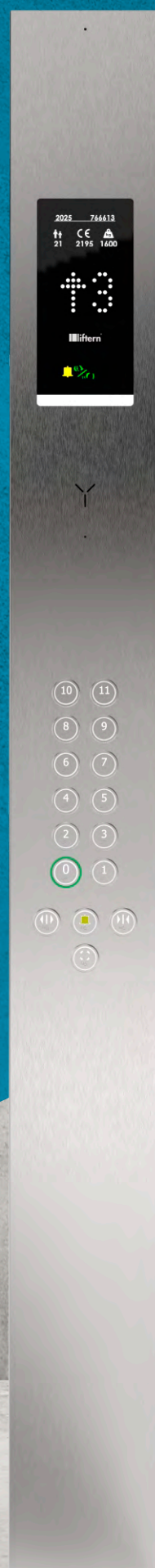
# NORMA

Norma is a fusion of surface mounted & wall box COP design. It is suitable to use between side bindings of cabin wall; as well as a surface mounted design.

eon compatible



arcode compatible



SURFACE MOUNTED

FLUSH MOUNTED

## TECHNICAL FEATURES

- Flush or Surface Mounted Installation
- FullHeight form
- Expandable width for supporting upto 30 stops
- Hidden fixation screw

### Button Options

B37R



B36Q

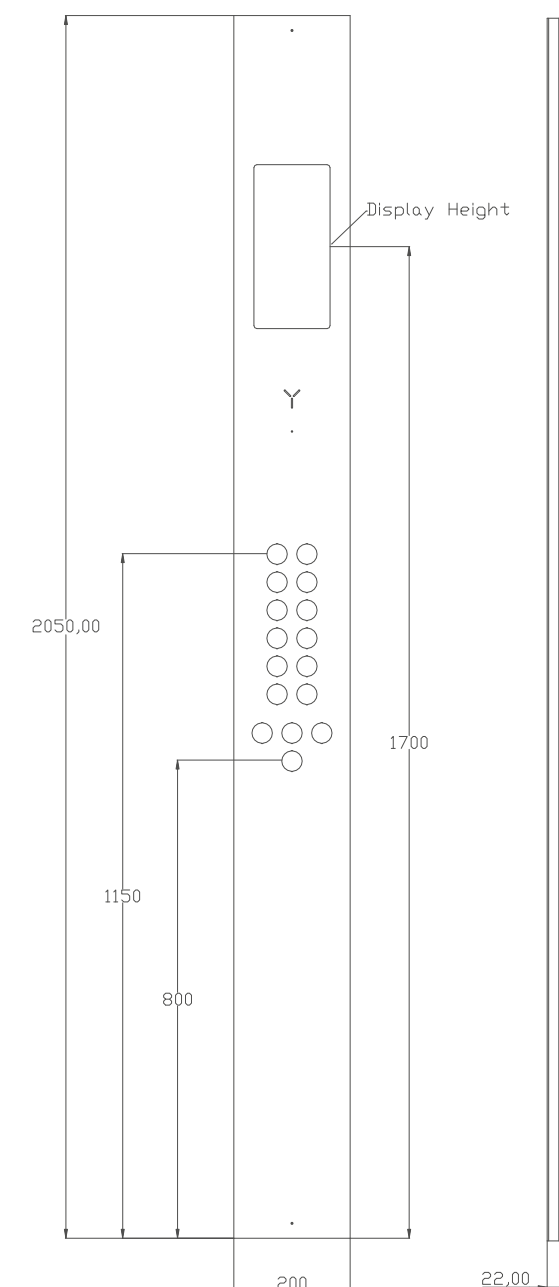



### Display Options

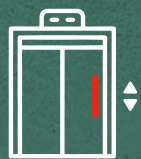
FD200



FD300







# OPTIMA

OPTIMA is a half-height, surface-mounted COP design that combines elegance with functionality. It provides an optimal selection of features to meet your standard requirements with style.

eon compatible



arcode compatible



SURFACE MOUNTED

## TECHNICAL FEATURES

- Surface Mounted Installation
- Half height form
- Compatible upto 18 stops
- Hidden fixation screw

### Button Options

B37R



B36Q

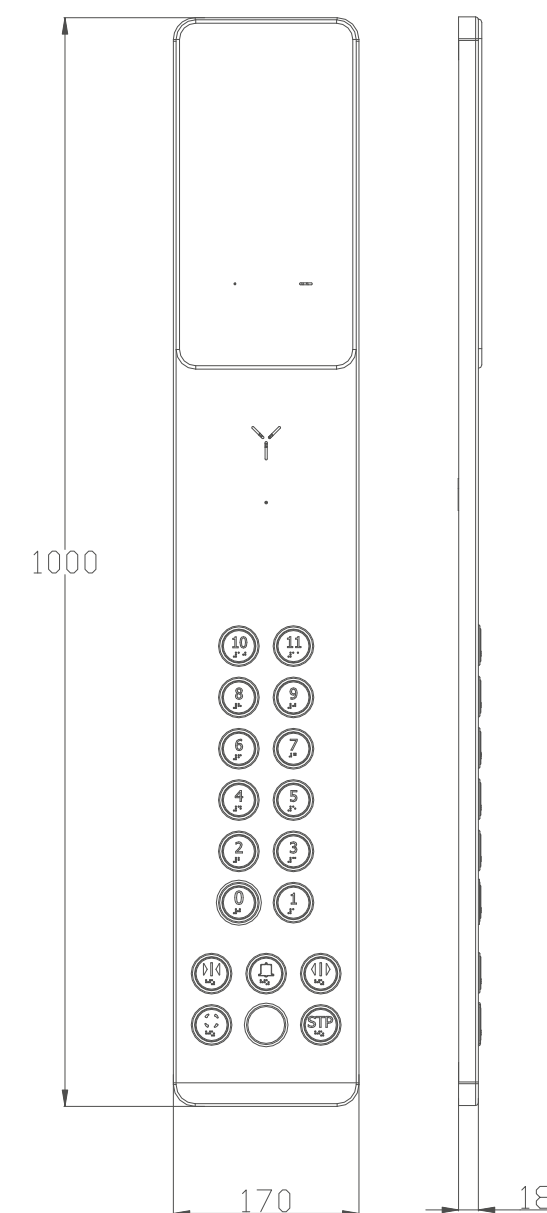



### Display Options

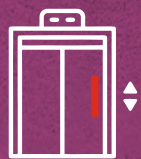
FD200



FD300



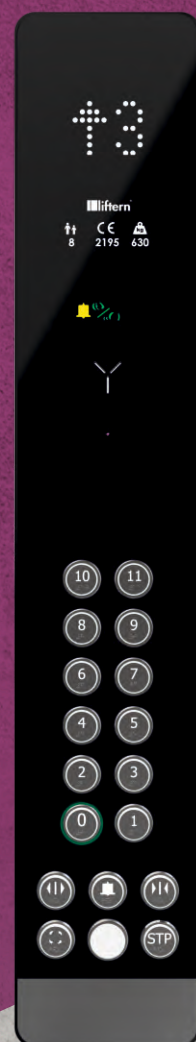




# NERA

NERA features a sleek, premium design tailored for the most demanding projects. It seamlessly combines industrial-grade plexiglass with the strength and durability of stainless steel.

can open compatible



SURFACE MOUNTED

## TECHNICAL FEATURES

- Surface Mounted Installation
- Half height form
- Compatible upto 18 stops
- Hidden fixation screw

### Button Options

B37R



B36Q

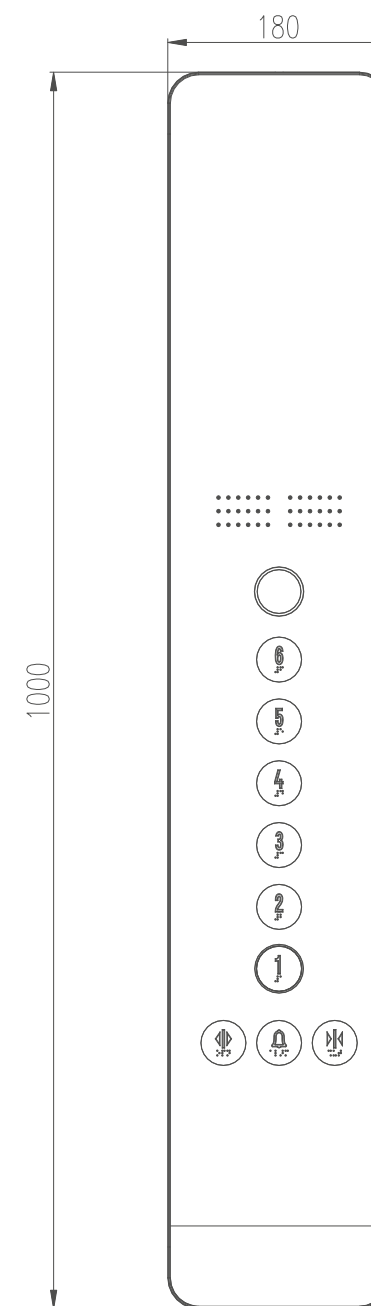



### Display Options


FD200



FD300







# LUCIDA BIANCA

Lucida is an architectural statement of COPs in the most elegant cabins. It blends glass and stainless steel to create a refined look that captivates even the most discerning eyes.

eon compatible



SURFACE MOUNTED

## TECHNICAL FEATURES

- Surface Mounted Installation
- Half height form
- Compatible upto 18 stops
- Hidden fixation screw

### Button Options

B37R



B36Q

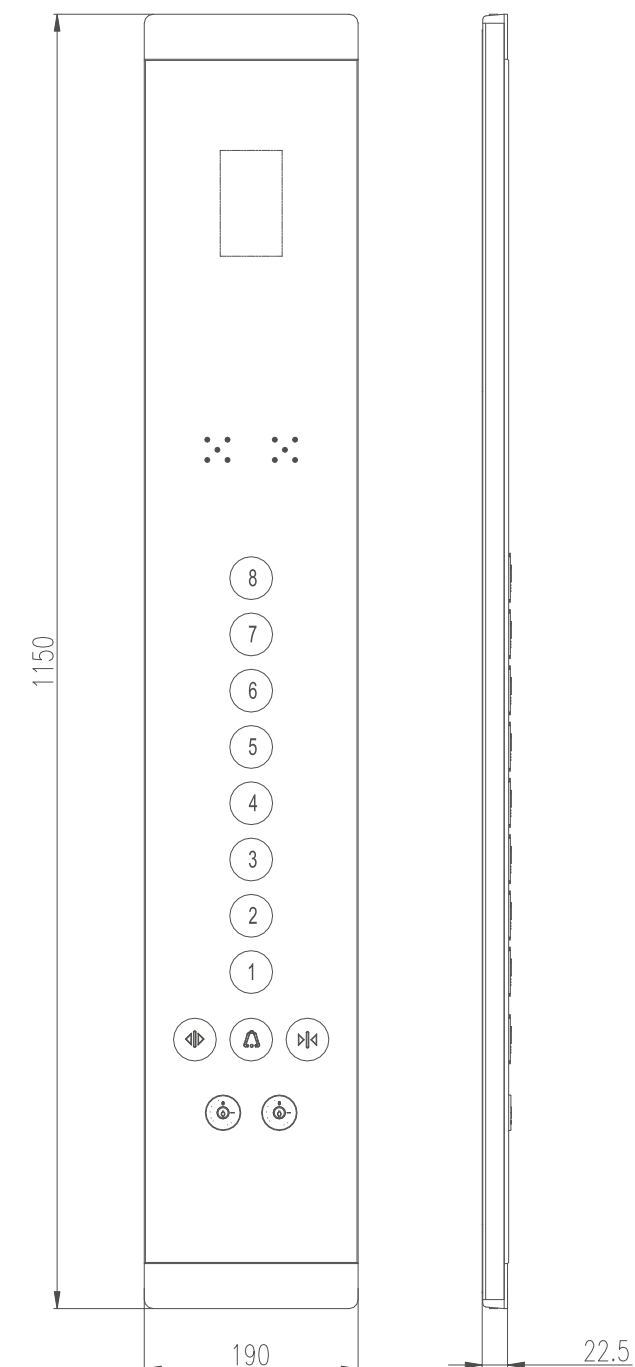



### Display Options

FD200



FD300







# QUADRA

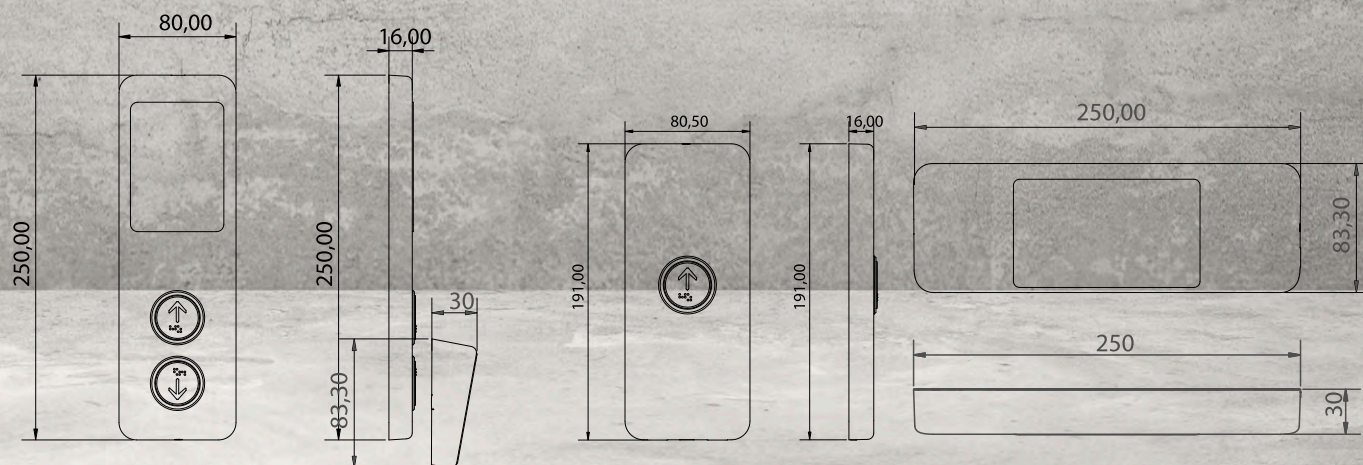
Quadra is a simple, elegant choice as a surface-mounted landing button/indicator panel.



eon compatible



arcode compatible



## QUADRA 1B-DW

Single button with display (white or red)



## QUADRA 2B-DW

Double button with display (white or red)



## QUADRA 1B

Single button without display



## QUADRA 2B


Double button without display



## QUADRA OD-DW

Overdoor display panel (white or red)





# OPTIMA

Optima : Where functionality meets elegance and style.



eon compatible



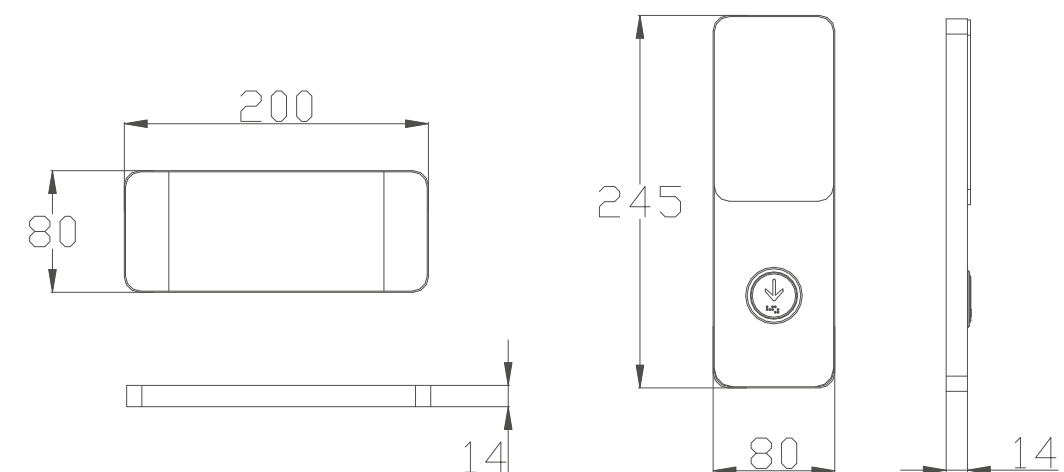
## OPTIMA 1B-DR

Single button with display (white or red)

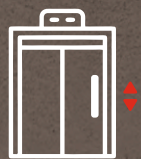


## OPTIMA 2B-DR

Double button with display (white or red)







# NERA

Push into the future with NERA—where sleek design meets unbreakable strength.

eon compatible



## NERA 1B-DW

Single button with display (white or red)



## NERA 2B-DR

Double button with display (white or red)



## NERA 1B

Single button without display




## NERA 2B

Double button without display




## NERA OD-DW

Overdoor display panel (white or red)








# LUCIDA

Lucida: Architectural brilliance for the elevator of tomorrow.

eon compatible



## LUCIDA 1B-DW

Single button with display (white or red)



## LUCIDA 2B-DR

Double button with display (white or red)



## LUCIDA 1B

Single button without display



## LUCIDA 2B

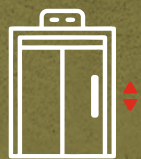
Double button without display



## LUCIDA OD-DW

Overdoor display panel (white or red)


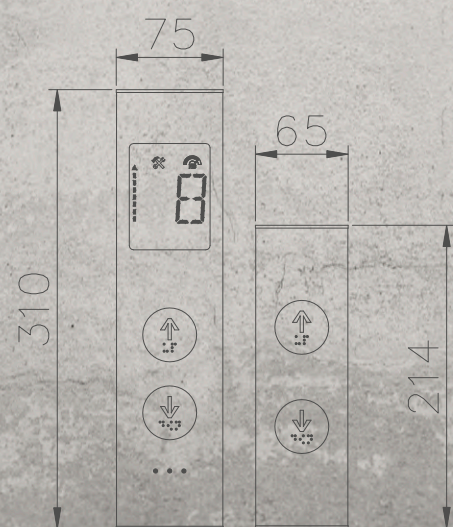




# FILA

FILA: Compact, clean design, quick-fit installation

eon compatible



## FILA 1B-DW

Single button with display (white or red)



## FILA 2B-DW

Double button with display (white or red)



## FILA 1B

Single button without display



## FILA 2B

Double button without display



## FILA OD-DW

Overdoor display panel (white or red)






# Controllers with Arkel boards

Since the beginning, Liftern has been the producer of premium controllers using Arkel controller systems.

We integrate Arcode and ARL 700 systems in our controllers and bring together with our advanced prewiring systems, to achieve the most accurate and plug & run solutions.



Arcode MRL Controllers



MOT MRL Controllers



ARCODE MR Controllers



ARL700 Hydraulic



ARL 700 + Zetadyn





Genemek COP Series



732.MEGA7.DS

arcod  
compat



932.MEGA7.DS



732.MEGA7.DM



932.MEGA7.DM

Genemek LOP Series



AVOX 1002



AVOX 2002



AVOX 1072



AVOX 2072



AVOX 1012



AVOX 2012



AVOX 1022



AVOX 2022

arcod  
compat



AVOX 10B2



AVOX 20B2



AVOX 2082